


mcr PROROOF

ROOF ACCESS HATCHES




**TRANSLUCENT
GLAZING**

**OUTSTANDING
THERMAL PROPERTIES**

**EXTENDED
RANGE OF SIZES**



mcr PROROOF LD



mcr PROROOF ST

MERCOR

ul. Grzegorza z Sanoka 2, 80-408 Gdańsk

tel.: (+48) 58 341 42 45

e-mail: export.nsv@mercor.com.pl

www.mercor.com.pl



mcr PROROOOF LD and ST hatches were designed to allow easy and safe roof access. Additionally the ST type provides convenient movement of large-scale packages up and down from the roof. Both mcr PROROOOF LD and mcr PROROOOF ST hatches can provide light inside the building thank to the optional translucent glazing.

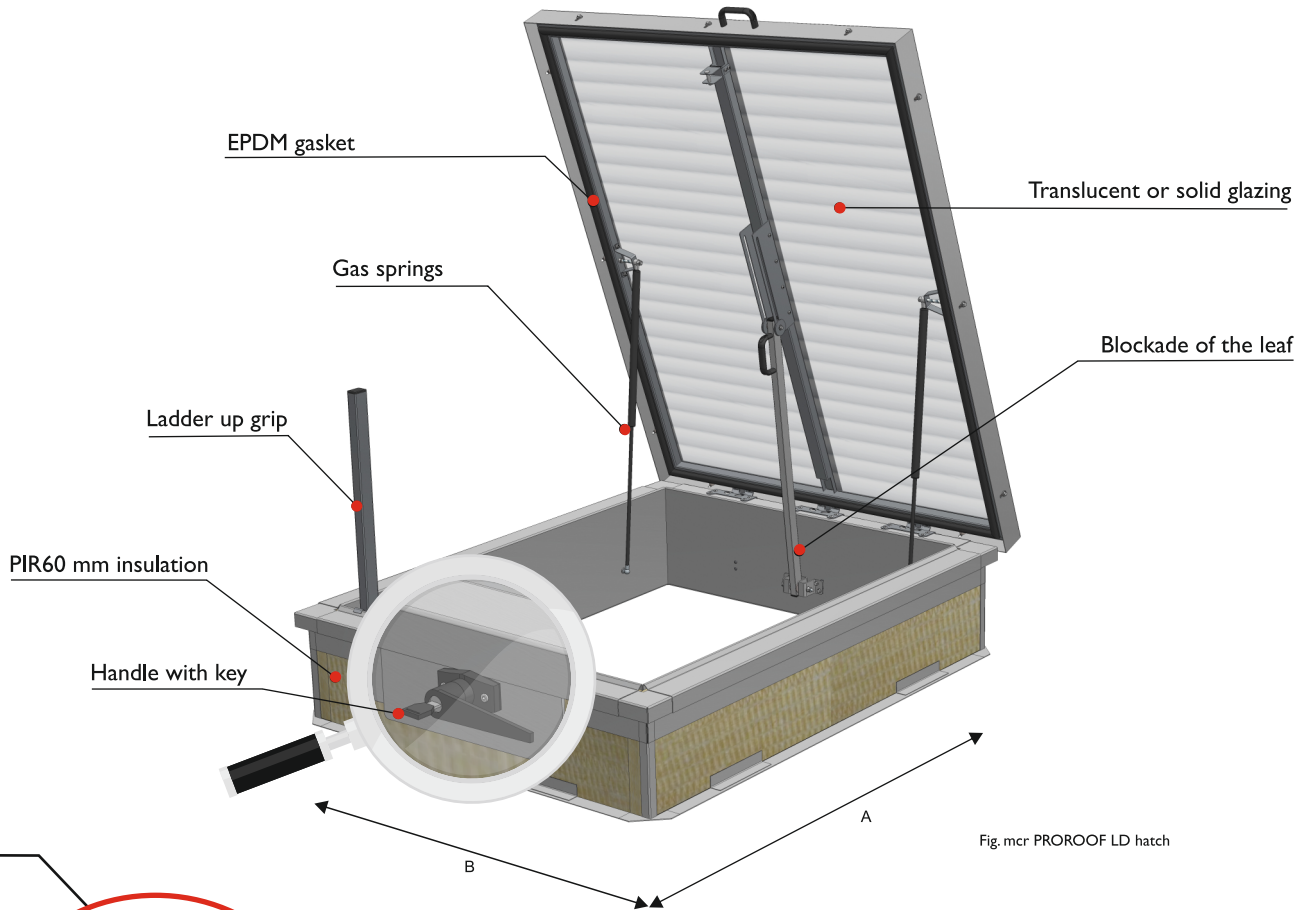
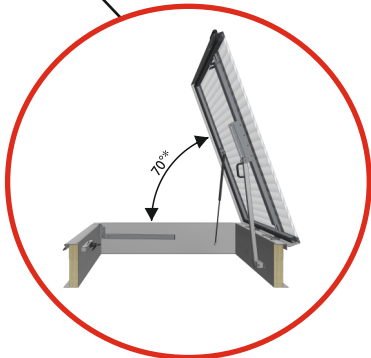


Fig. mcr PROROOOF LD hatch



* For a mcr PROROOOF ST hatch opening angle is 90°

MAIN FEATURES

- / maximal size of a hatch 750 x 3300 mm
- / increased thermal insulation of a base by using PIR 60 mm insulation ($U=0,36W/m^2K$)
- / base made of aluminum of thickness 2 mm
- / **translucent glazing** – structured polycarbonate plates, solid acrylic, polycarbonate domes or solid glazing
- / locking from inside and outside (2 keys in standard)
- / blockade of the leaf in fully opened position
- / outstanding water tightness guaranteed by special EPDM gasket
- / hatch resistant to soft body impact test
- / device designed for:
 - upward load UL=1500Pa
 - downward load DL=1000Pa

ADDITIONAL FEATURES

- / base painting in any RAL color
- / adaptor type of base
 - / PVC planking
 - / ladder up grip
 - / ladder handle
 - / antifall net I200J

mcr PROROOOF-LD dimensions*	
width A [mm]	length B [mm]
600	600
750	750
800	800
900	600
900	750
900	900
1000	1000
1100	800
1100	1100
1200	600
1200	900
1200	1200
1300	1000
1300	1300
1400	1400

mcr PROROOOF-ST dimensions*	
width A [mm]	length B [mm]
750	1500
750	2500
750	3300

* intermediate sizes on request